



Center for Public Health Systems Science

GEORGE WARREN BROWN
SCHOOL OF SOCIAL WORK



Washington University in St. Louis

Building Capacity to Assess the Evidence for Health Policy Strategies

Colleen Barbero

American Evaluation Association

October 19, 2013



Co-authors:

Siobhan Gilchrist, Columbus Technologies

Michael W. Schooley, Centers for Disease Control and
Prevention

Dr. Douglas A. Luke, Washington University in St. Louis

Dr. Amy A. Eyler, Washington University in St. Louis

Dr. Jamie F. Chriqui, University of Illinois at Chicago



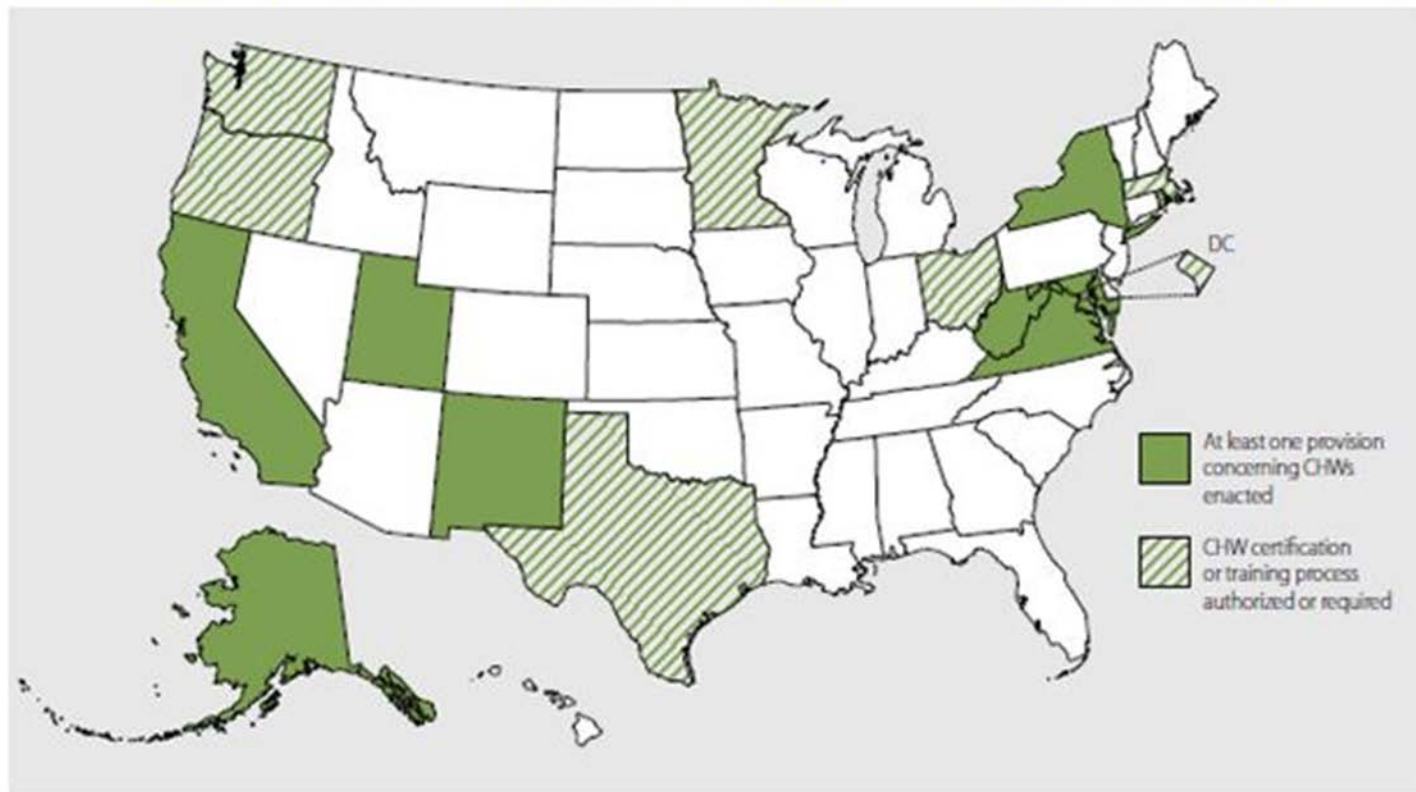
What is Evidence-Based Public Health?





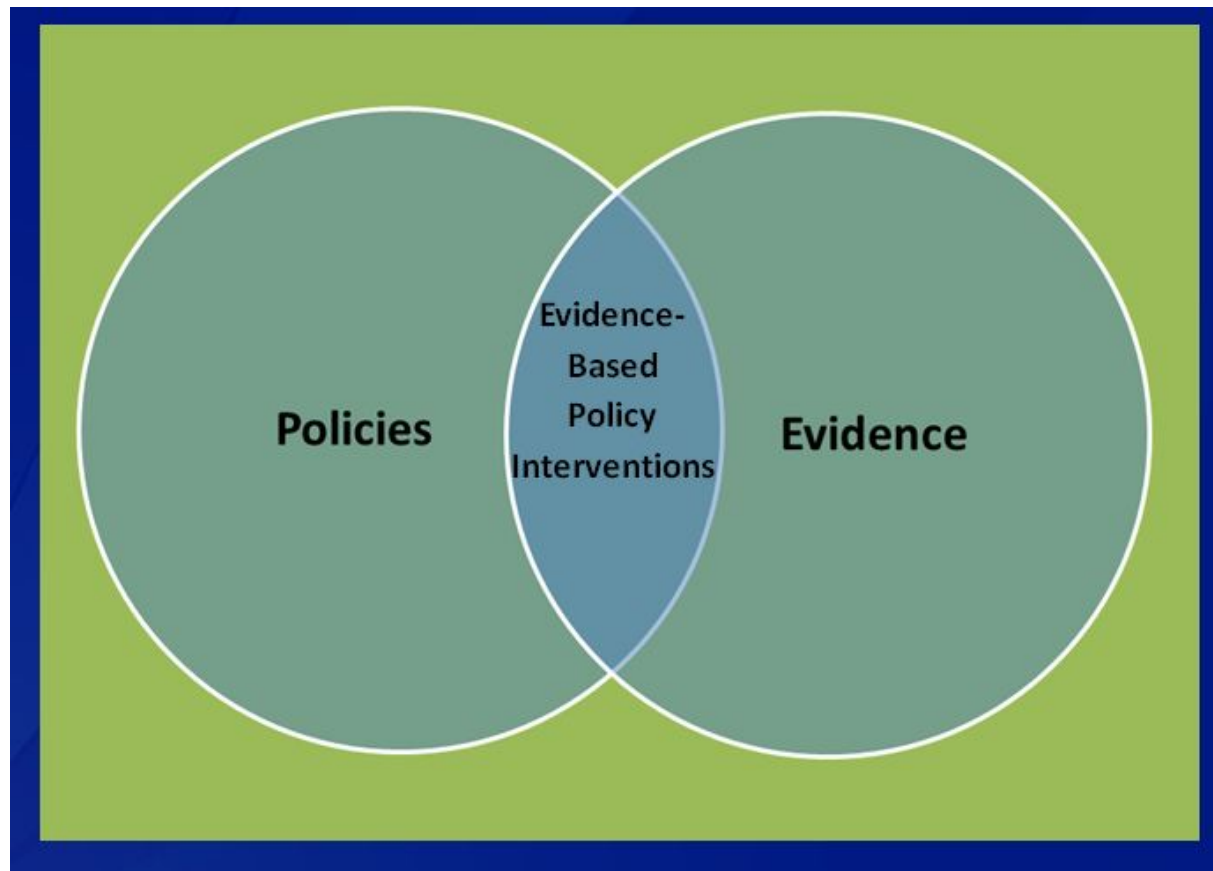
How Evidence-Based Are Policies?

States with Select Community Health Worker Laws in Effect, Dec 2012





Evidence-Based Policy Interventions





Project Goals



Project Goals



- 1) Assess the strength of the evidence basis for chronic disease policy interventions




Project Goals



- 1) Assess the strength of the evidence basis for chronic disease policy interventions
- 2) Identify policy interventions with the most potential for public health impact




Presentation Outline





Presentation Outline


- Present approach for assessing policy evidence





Presentation Outline


- Present approach for assessing policy evidence
- Share results from field pilot





Presentation Outline

- Present approach for assessing policy evidence
- Share results from field pilot
- Discuss next steps for translation and dissemination



Policy Evidence Assessment Approach



Policy Evidence Assessment Approach*



*Based on framework developed by: Spencer L.M., Schooley M.W., Anderson L.A., et al. (in press). *Seeking best practices: A framework for planning and improving evidence-based practices. Preventing Chronic Disease.*



Policy Evidence Assessment Approach*



*Based on framework developed by: Spencer L.M., Schooley M.W., Anderson L.A., et al. (in press). *Seeking best practices: A framework for planning and improving evidence-based practices. Preventing Chronic Disease.*



Policy Evidence Assessment Approach*



*Based on framework developed by: Spencer L.M., Schooley M.W., Anderson L.A., et al. (in press). *Seeking best practices: A framework for planning and improving evidence-based practices. Preventing Chronic Disease.*



Policy Evidence Assessment Approach*



*Based on framework developed by: Spencer L.M., Schooley M.W., Anderson L.A., et al. (in press). *Seeking best practices: A framework for planning and improving evidence-based practices. Preventing Chronic Disease.*



What Counts As Policy Evidence?

Evidence Types

- | | |
|--|---------------------------------------|
| ✓ journal articles | ✓ conference papers and presentations |
| ✓ evaluation reports | ✓ editorials and commentaries |
| ✓ technical reports | ✓ books and book chapters |
| ✓ policy briefs | ✓ white papers |
| ✓ policy/position/scientific statements and guidelines | ✓ dissertations and theses |
| ✓ literature reviews | |

Assessing Policy Evidence Quality





Center for Public Health Systems Science

GEORGE WARREN BROWN
SCHOOL OF SOCIAL WORK



Washington University in St. Louis

Assessing Policy Evidence Quality

Tool #1: Evidence Quality Assessment Tool



Assessing Policy Evidence Quality

Tool #1: Evidence Quality Assessment Tool

What it does: Rates the quality of an evidence base for a public health policy intervention



Center for Public Health Systems Science

GEORGE WARREN BROWN
SCHOOL OF SOCIAL WORK



Washington University in St. Louis

Evidence Quality Tool Domains



Evidence Quality Tool Domains

- ❑ Study Design - scientific rigor



Evidence Quality Tool Domains

- ❑ Study Design - scientific rigor
- ❑ Source - credibility



Evidence Quality Tool Domains

- ❑ Study Design - scientific rigor
- ❑ Source - credibility
- ❑ Practice and Theory Basis - derived from practice and theory



Evidence Quality Tool Domains

- ❑ Study Design - scientific rigor
- ❑ Source - credibility
- ❑ Practice and Theory Basis - derived from practice and theory
- ❑ Research Basis - derived from research

Policy intervention: _____ Rater: _____

For each section, choose the highest level that describes the evidence base and record the points for that section. Total the points from sections A-D for the **Evidence Quality Score**: ____ /28 points

A. Study Design: ____ /7 points

Level	Description	Points
6	<ul style="list-style-type: none"> systematic review 	7 points
5	<ul style="list-style-type: none"> experimental study 	5 points
4	<ul style="list-style-type: none"> quasi-experimental study 	4 points
3	<ul style="list-style-type: none"> non-experimental study 	3 points
2	<ul style="list-style-type: none"> literature review 	2 points
1	<ul style="list-style-type: none"> evidence with no formal study design 	0 points

B. Source: ____ /7 points

Level	Description:	Points
4	<ul style="list-style-type: none"> sources that use systematic and peer-review (see <i>Manual</i> for list) 	7 points
3	<ul style="list-style-type: none"> peer-reviewed journals with financial disclosure 	4 points
2	<ul style="list-style-type: none"> peer-reviewed conferences with financial disclosure non-profit organizations 	3 points
1	<ul style="list-style-type: none"> sources with unknown credibility 	0 points

C. Practice and Theory Basis: ____ /7 points

Level	Description:	Points
8	<ul style="list-style-type: none"> 7 or more items 	7 points
7	<ul style="list-style-type: none"> 6 items 	6 points
6	<ul style="list-style-type: none"> 5 items 	5 points
5	<ul style="list-style-type: none"> 4 items 	4 points
4	<ul style="list-style-type: none"> 3 items 	3 points
3	<ul style="list-style-type: none"> 2 items 	2 points
2	<ul style="list-style-type: none"> 1 item 	1 point
1	<ul style="list-style-type: none"> 0 items 	0 points

D. Research Basis: ____ /7 points

Level	Description:	Points
8	<ul style="list-style-type: none"> 7 or more items 	7 points
7	<ul style="list-style-type: none"> 6 items 	6 points
6	<ul style="list-style-type: none"> 5 items 	5 points
5	<ul style="list-style-type: none"> 4 items 	4 points
4	<ul style="list-style-type: none"> 3 items 	3 points
3	<ul style="list-style-type: none"> 2 items 	2 points
2	<ul style="list-style-type: none"> 1 item 	1 point
1	<ul style="list-style-type: none"> 0 items 	0 points

Assessing Evidence of Policy Public Health Impact




Image Source: <http://www.cloudave.com/10287/implementing-enterprise-2-0-at-penn-state-university-part-five-impact-future-plans-and-lessons/>. Accessed October 14, 2013.



Center for Public Health Systems Science

GEORGE WARREN BROWN
SCHOOL OF SOCIAL WORK



Washington University in St. Louis

Assessing Evidence of Policy Public Health Impact

Tool #2: Evidence of Public Health Impact Assessment Tool



Assessing Evidence of Policy Public Health Impact

Tool #2: Evidence of Public Health Impact Assessment Tool

What it does: Rates the potential public health impact of a policy intervention according to the evidence



Center for Public Health Systems Science

GEORGE WARREN BROWN
SCHOOL OF SOCIAL WORK



Washington University in St. Louis

Evidence of Public Health Impact Tool Domains



Evidence of Public Health Impact Tool Domains

- Health Impact - health or health-related



Evidence of Public Health Impact Tool Domains

- Health Impact - health or health-related
 - *Reach* - broad or narrow?



Evidence of Public Health Impact Tool Domains

- ❑ Health Impact - health or health-related
 - *Reach* - broad or narrow?

- ❑ Equity - impact on disparate groups



Evidence of Public Health Impact Tool Domains

- ❑ Health Impact - health or health-related
 - *Reach* - broad or narrow?
- ❑ Equity - impact on disparate groups
- ❑ Efficiency - best use of resources?



Evidence of Public Health Impact Tool Domains

- ❑ Health Impact - health or health-related
 - *Reach* - broad or narrow?
- ❑ Equity - impact on disparate groups
- ❑ Efficiency - best use of resources?
- ❑ Transferability - effectiveness across settings

Policy intervention: _____ Rater: _____
 For each section, choose the highest level that describes the evidence base and record the points for that section. Total the points from sections A-D for the Evidence of Public Health Impact Score: ____ /28 points

A. Health Impact: ____ /7 points

Level	Description	Points
8	<ul style="list-style-type: none"> The direct evidence shows that the intervention has a medium to large positive effect on health-related outcomes and the intervention has a broad reach. 	7 points
7	<ul style="list-style-type: none"> The direct evidence shows that the intervention has a small positive effect on health-related outcomes and the intervention has a broad reach. 	6 points
6	<ul style="list-style-type: none"> The direct evidence shows that the intervention has a medium to large positive effect on health-related outcomes and the intervention has a narrow reach. 	5 points
5	<ul style="list-style-type: none"> The direct evidence shows that the intervention: 1) has a small positive effect on health-related outcomes and a narrow reach or 2) has an effect on health-related outcomes of an unspecified magnitude. 	4 points
4	<ul style="list-style-type: none"> The direct evidence provides a rationale for why the intervention will have a positive health impact. 	3 points
3	<ul style="list-style-type: none"> The parallel evidence shows that the intervention has a positive health impact. 	2 points
2	<ul style="list-style-type: none"> The parallel evidence provides a rationale for why the intervention will have a positive health impact. 	1 point
1	<ul style="list-style-type: none"> There is no evidence that the intervention has a positive health impact. 	0 points

B. Equity: ____ /7 points

Level	Description	Points
5	<ul style="list-style-type: none"> The direct evidence shows that the intervention increases equity. 	7 points
4	<ul style="list-style-type: none"> The direct evidence provides a rationale for why the intervention will increase equity. 	3 points
3	<ul style="list-style-type: none"> The parallel evidence shows that the intervention increases equity. 	2 points
2	<ul style="list-style-type: none"> The parallel evidence provides a rationale for why the intervention will increase equity. 	1 point
1	<ul style="list-style-type: none"> There is no evidence that the intervention increases equity. 	0 points

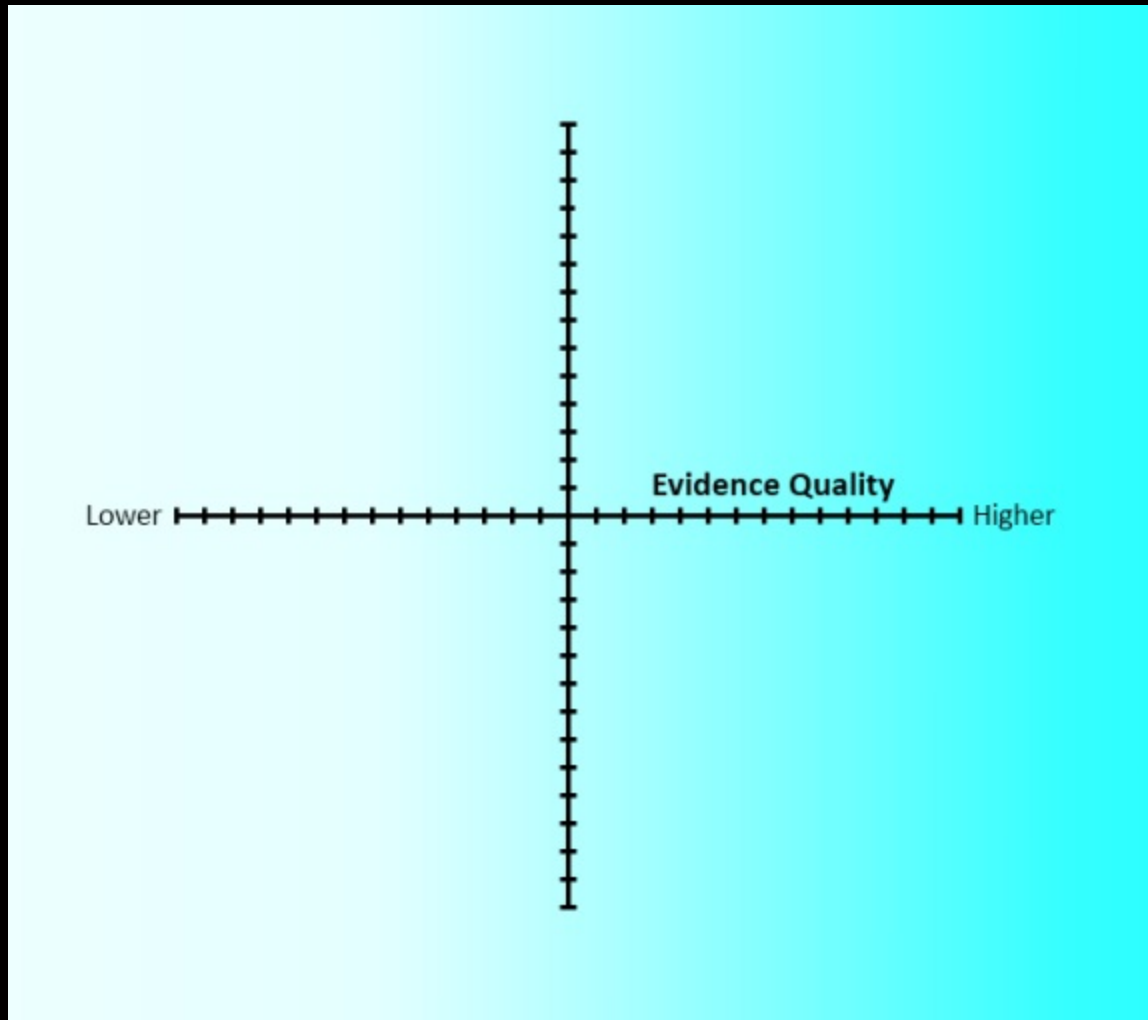
C. Efficiency: ____ /7 points

Level	Description	Points
5	<ul style="list-style-type: none"> The direct evidence shows that the intervention is efficient. 	7 points
4	<ul style="list-style-type: none"> The direct evidence provides a rationale for why the intervention will be efficient. 	3 points
3	<ul style="list-style-type: none"> The parallel evidence shows that the intervention is efficient. 	2 points
2	<ul style="list-style-type: none"> The parallel evidence provides a rationale for why the intervention will be efficient. 	1 point
1	<ul style="list-style-type: none"> There is no evidence that the intervention is efficient. 	0 points

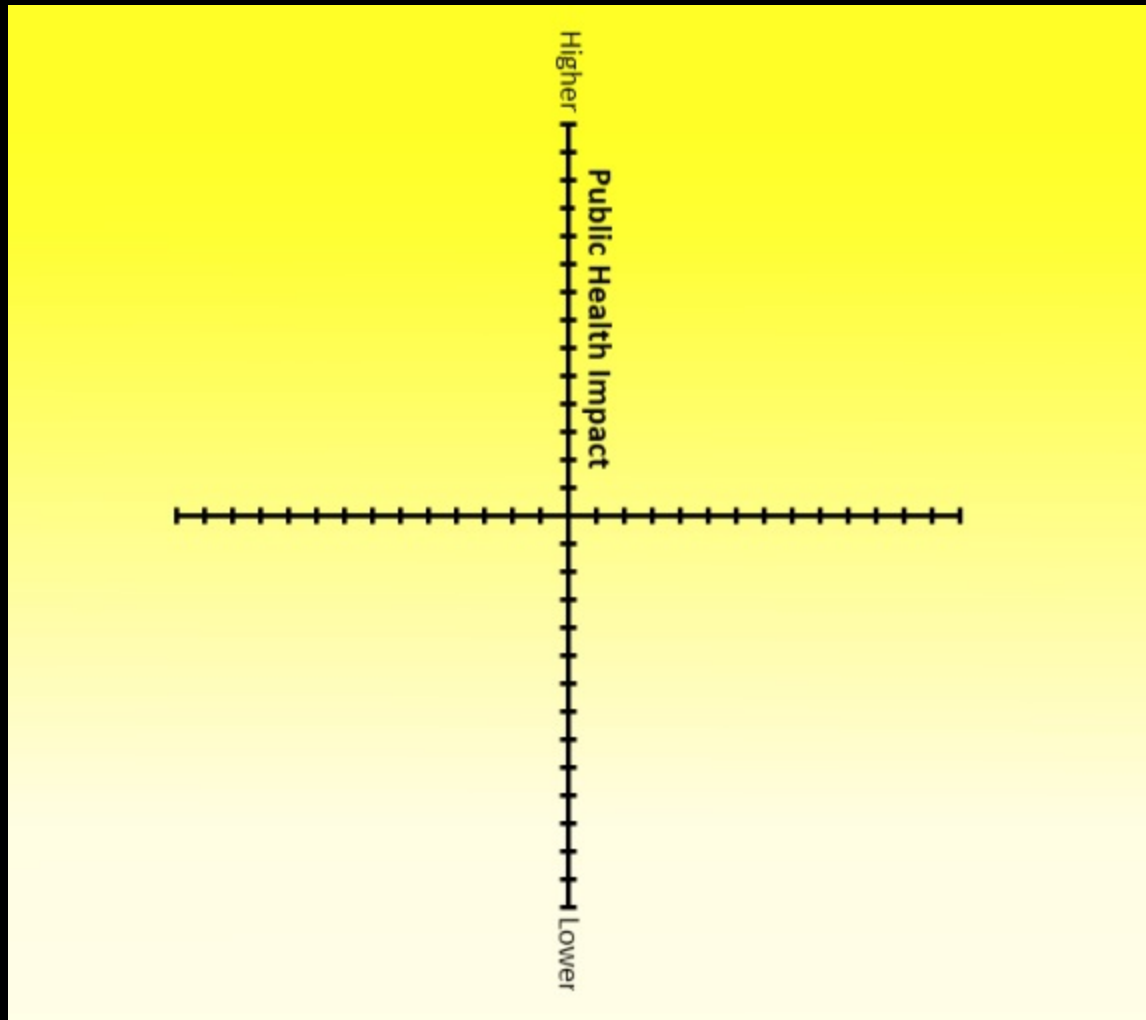
D. Transferability: ____ /7 points

Level	Description	Points
8	<ul style="list-style-type: none"> The direct evidence shows that the intervention is effective across 5 or more different settings. 	7 points
7	<ul style="list-style-type: none"> The direct evidence shows that the intervention is effective across 4 different settings. 	6 points
6	<ul style="list-style-type: none"> The direct evidence shows that the intervention is effective across 3 different settings. 	5 points
5	<ul style="list-style-type: none"> The direct evidence shows that the intervention is effective across 2 different settings. 	4 points
4	<ul style="list-style-type: none"> The direct evidence provides a rationale for why the intervention will be effective across different settings. 	3 points
3	<ul style="list-style-type: none"> The parallel evidence shows that the intervention is effective across 2 or more different settings. 	2 points
2	<ul style="list-style-type: none"> The parallel evidence provides a rationale for why the intervention will be effective across different settings. 	1 point
1	<ul style="list-style-type: none"> There is no evidence that the intervention is effective across different settings. 	0 points

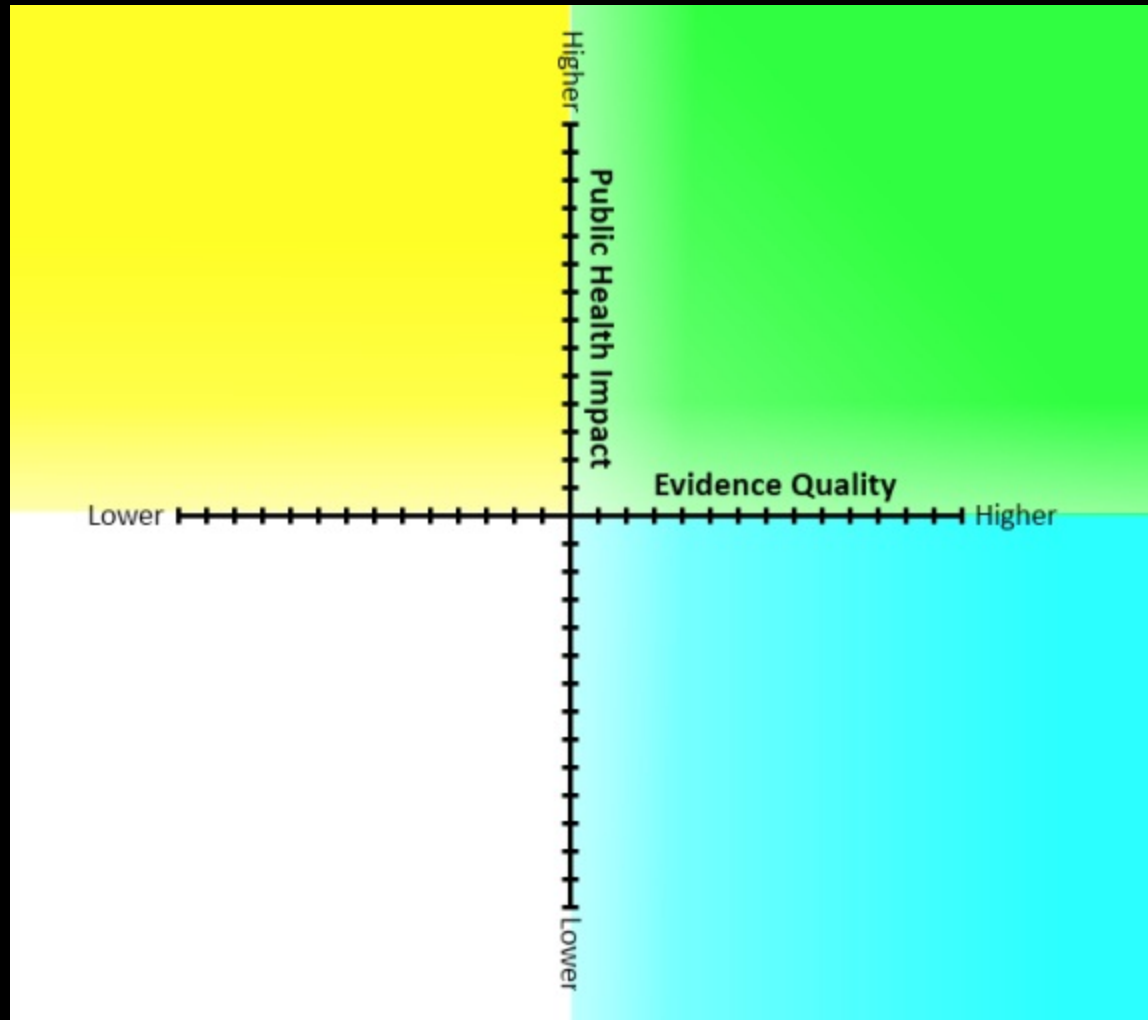
Evidence Quality



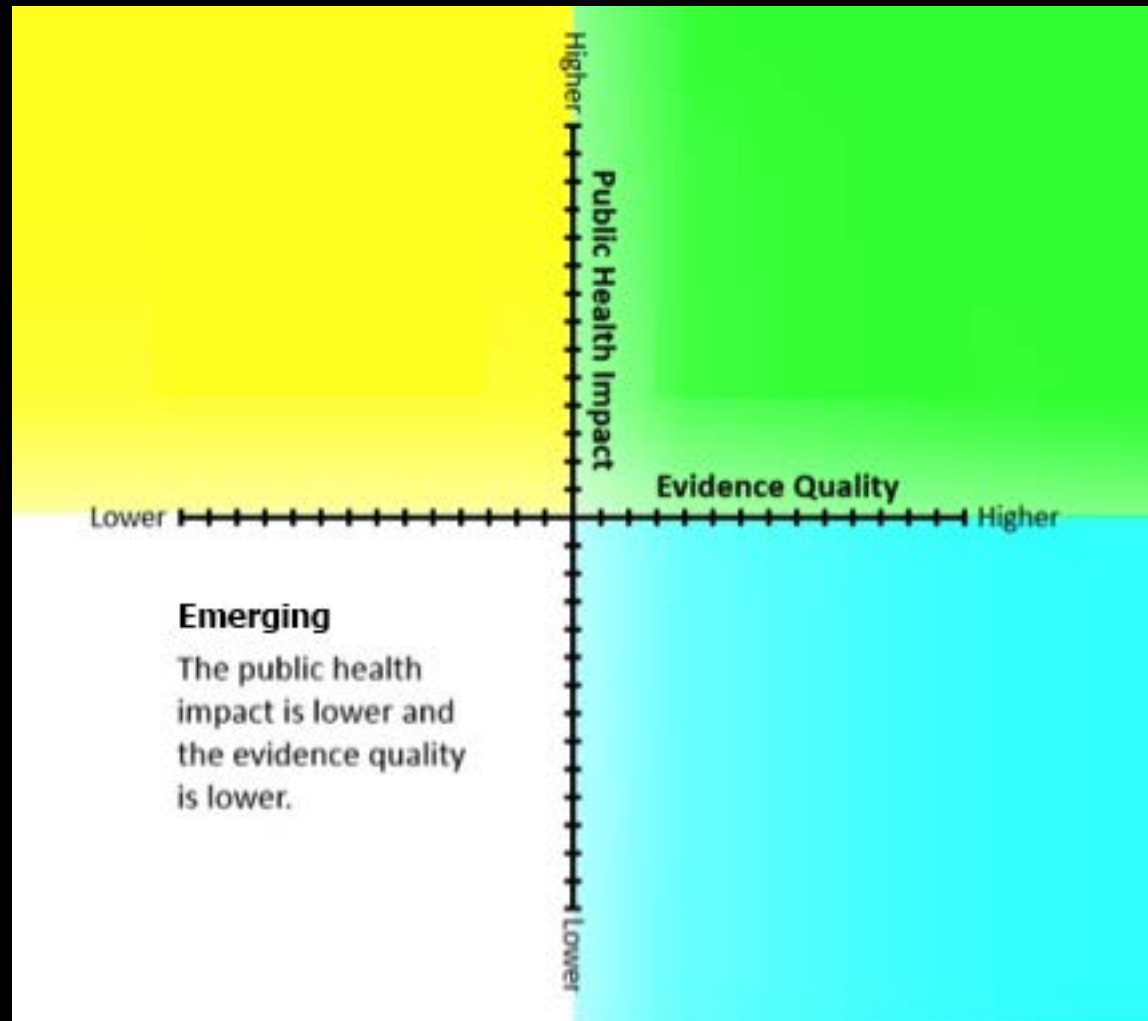
Evidence of Public Health Impact



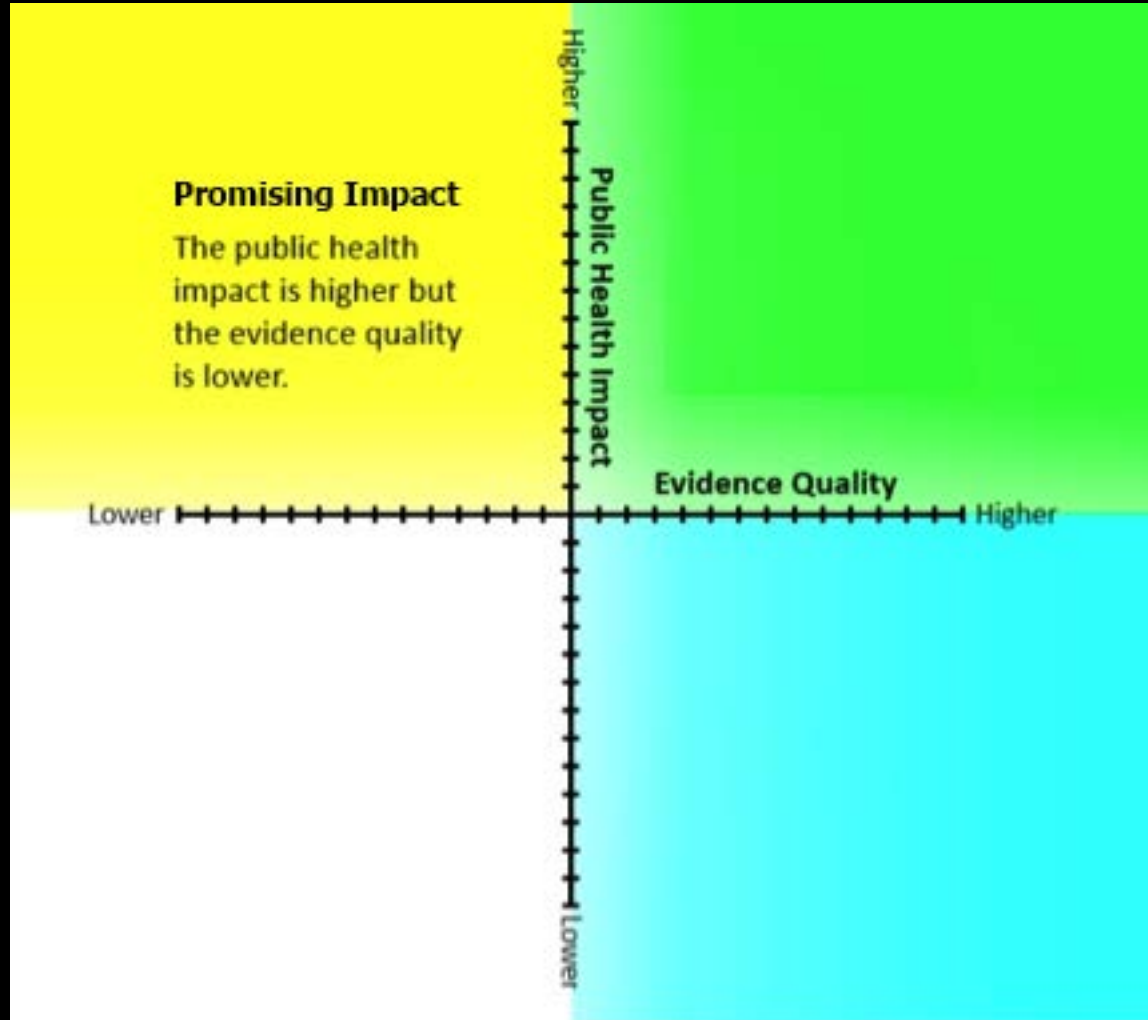
Evidence Quality and Evidence of Public Health Impact



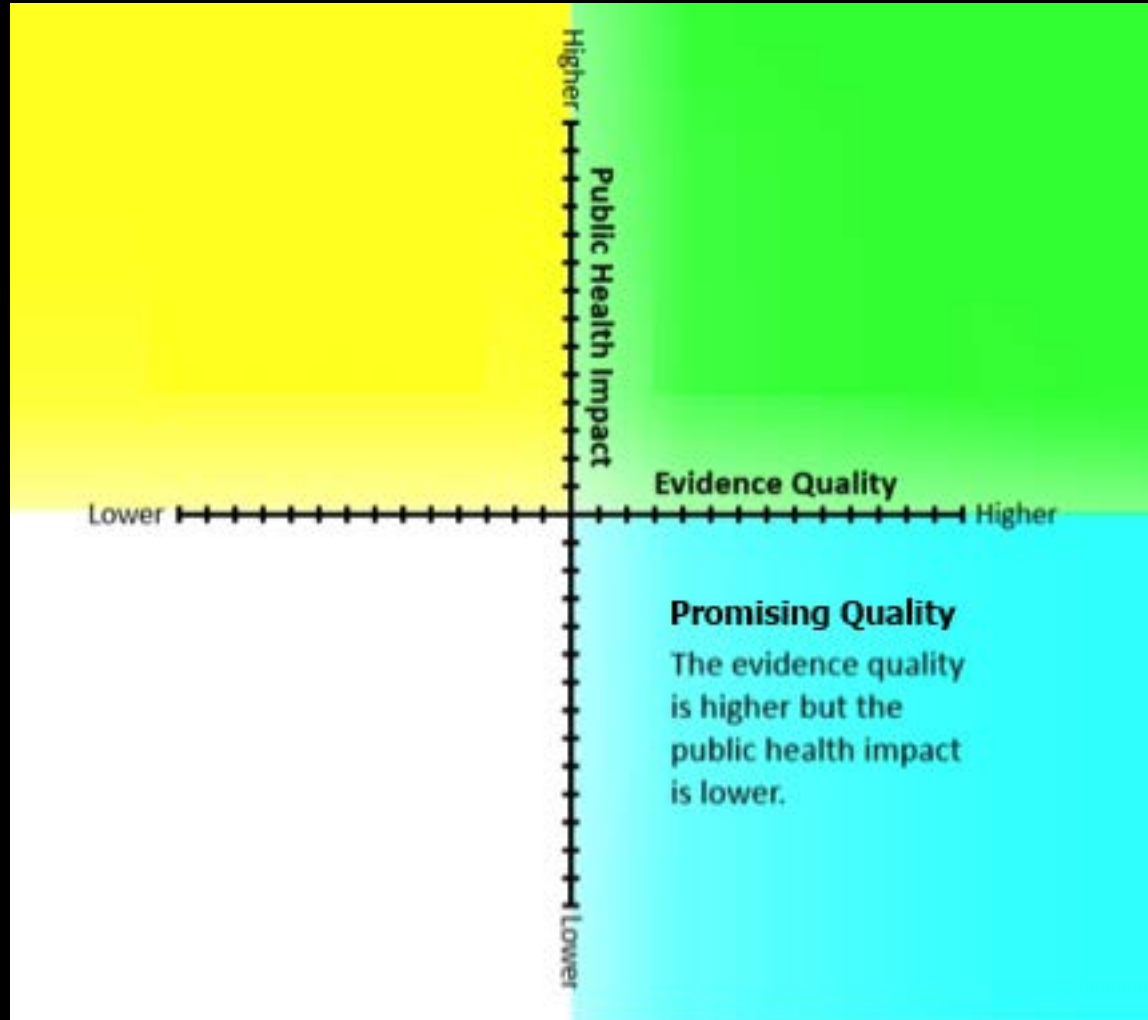
Emerging



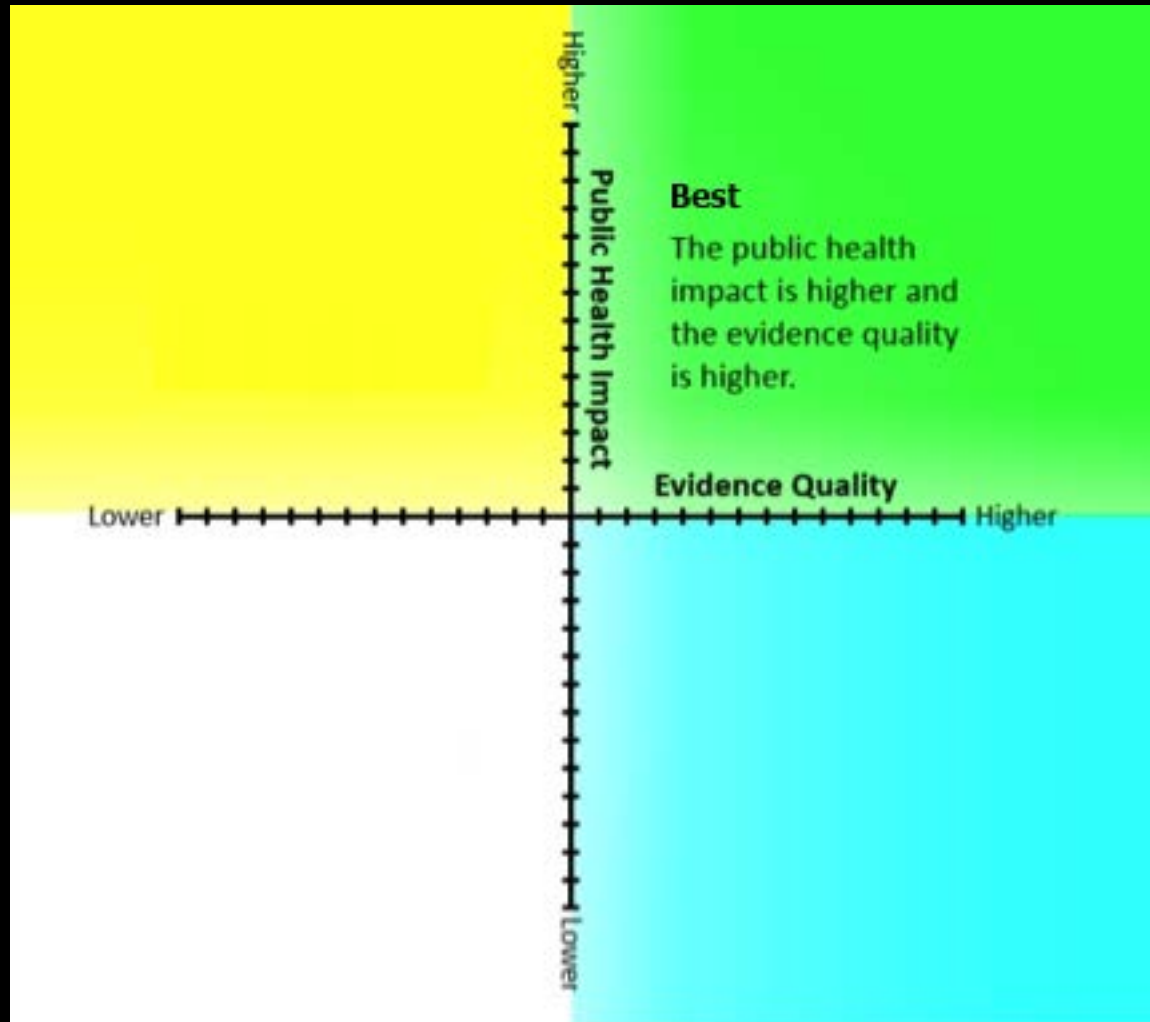
Promising Impact



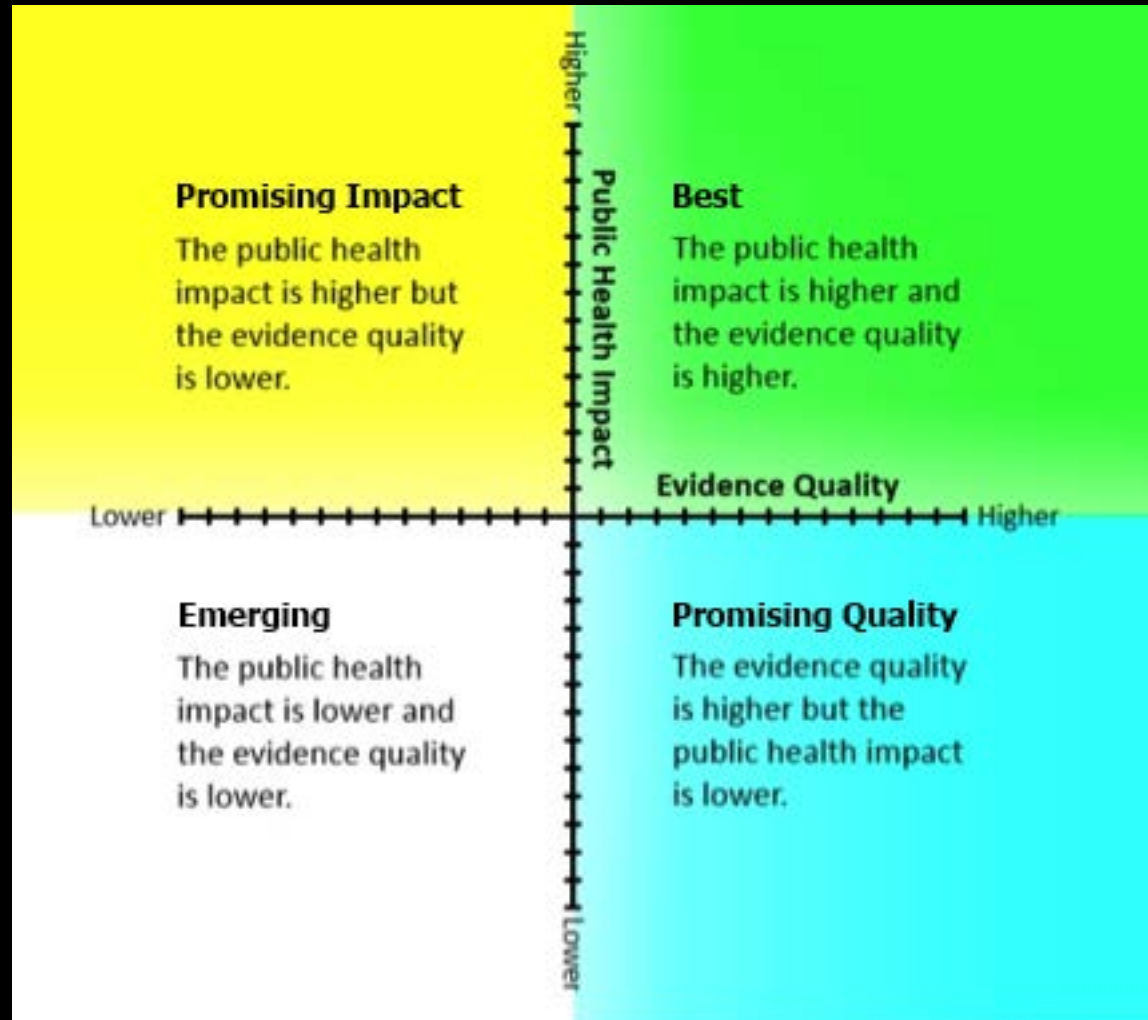
Promising Quality



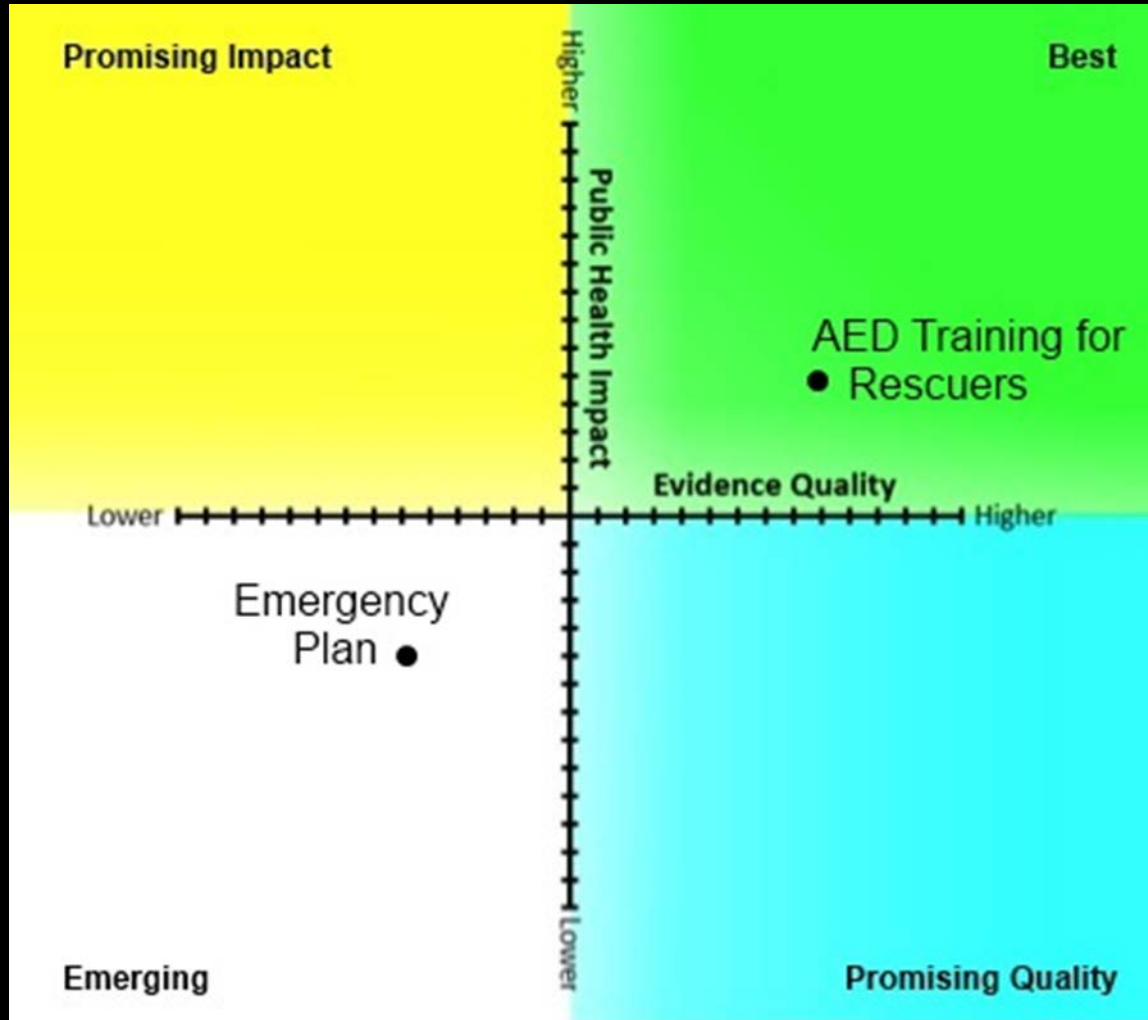
Best



Evidence-Based Interventions



Public Access Defibrillation





Field Pilot





Field Pilot

- Purpose = evaluate how usable and useful the approach is for primary and secondary users in the field



Field Pilot

- **Purpose** = evaluate how usable and useful the approach is for primary and secondary users in the field
- **Primary users** = public health policy researchers and evaluators



Field Pilot

- ❑ **Purpose** = evaluate how usable and useful the approach is for primary and secondary users in the field
- ❑ **Primary users** = public health policy researchers and evaluators
- ❑ **Secondary users** = public health practitioners

Researcher/Evaluator Feedback





Researcher/Evaluator Feedback

Strengths

Weaknesses



Researcher/Evaluator Feedback

Strengths

- ✓ Manual was well-written and easy to follow

Weaknesses



Researcher/Evaluator Feedback

Strengths

- ✓ Manual was well-written and easy to follow
- ✓ Process was valuable

Weaknesses



Researcher/Evaluator Feedback

Strengths

- ✓ Manual was well-written and easy to follow
- ✓ Process was valuable
- ✓ Results are easy to translate to many audiences

Weaknesses



Researcher/Evaluator Feedback

Strengths

- ✓ Manual was well-written and easy to follow
- ✓ Process was valuable
- ✓ Results are easy to translate to many audiences

Weaknesses

- ✓ The tools do not assess short vs. long-term outcomes



Researcher/Evaluator Feedback

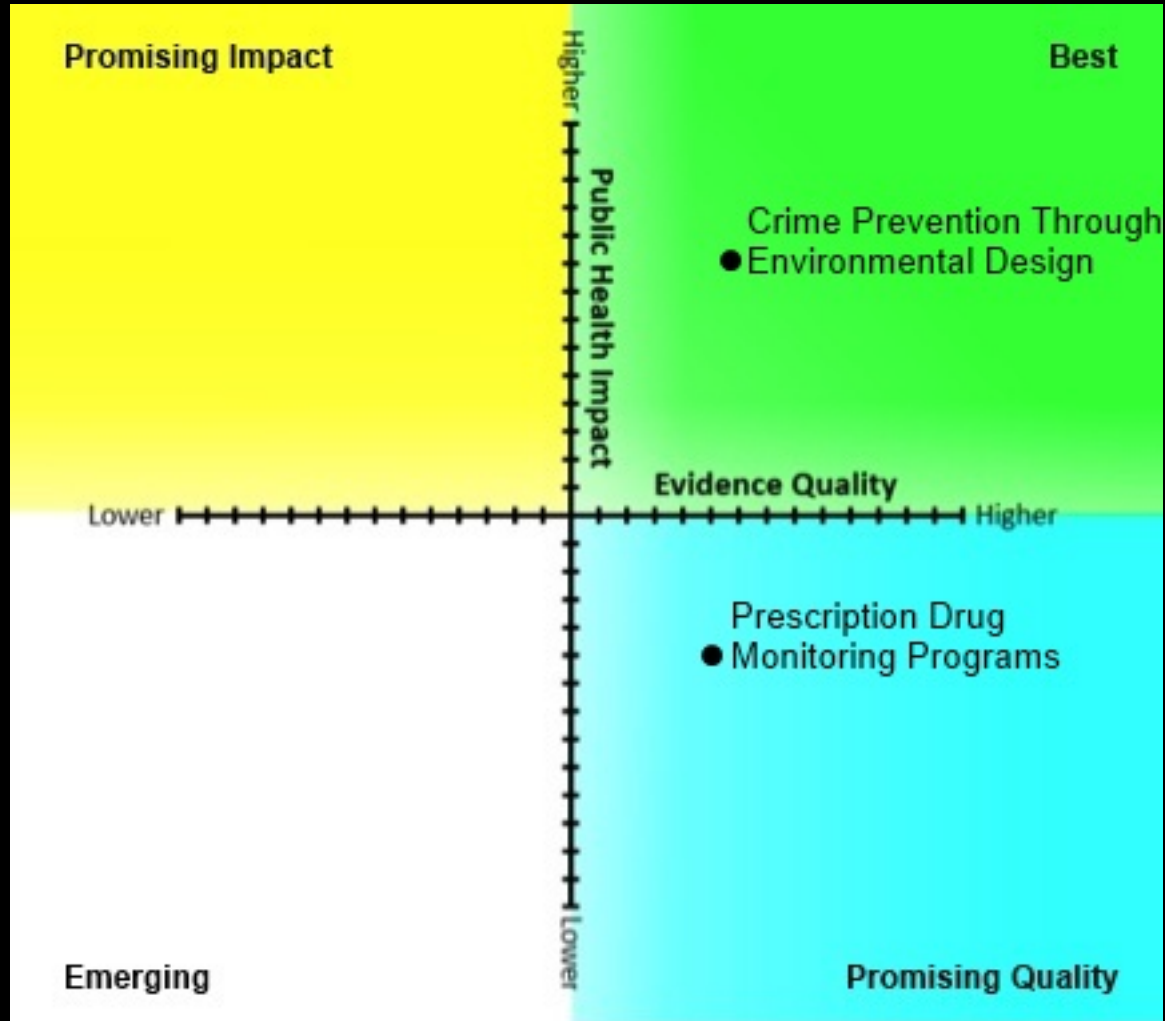
Strengths

- ✓ Manual was well-written and easy to follow
- ✓ Process was valuable
- ✓ Results are easy to translate to many audiences

Weaknesses

- ✓ The tools do not assess short vs. long-term outcomes
- ✓ It was difficult to categorize evidence source

Injury and Violence Prevention





Center for Public Health Systems Science

GEORGE WARREN BROWN
SCHOOL OF SOCIAL WORK



Washington University in St. Louis

Practitioner Feedback



Image Source: <http://www.achievecommunities.org/>. Accessed October 14, 2013.



Practitioner Feedback

Strengths

Weaknesses



Practitioner Feedback

Strengths

- ✓ The approach provides a definition for “evidence-based”

Weaknesses



Practitioner Feedback

Strengths

- ✓ The approach provides a definition for “evidence-based”
- ✓ The field needs more recommendations for evidence-based policy

Weaknesses



Practitioner Feedback

Strengths

- ✓ The approach provides a definition for “evidence-based”
- ✓ The field needs more recommendations for evidence-based policy

Weaknesses

- ✓ Practitioners do not have access to all of the evidence



Practitioner Feedback

Strengths

- ✓ The approach provides a definition for “evidence-based”
- ✓ The field needs more recommendations for evidence-based policy

Weaknesses

- ✓ Practitioners do not have access to all of the evidence
- ✓ The approach is too complex and time-consuming for regular use



Center for Public Health Systems Science

GEORGE WARREN BROWN
SCHOOL OF SOCIAL WORK



Washington University in St. Louis

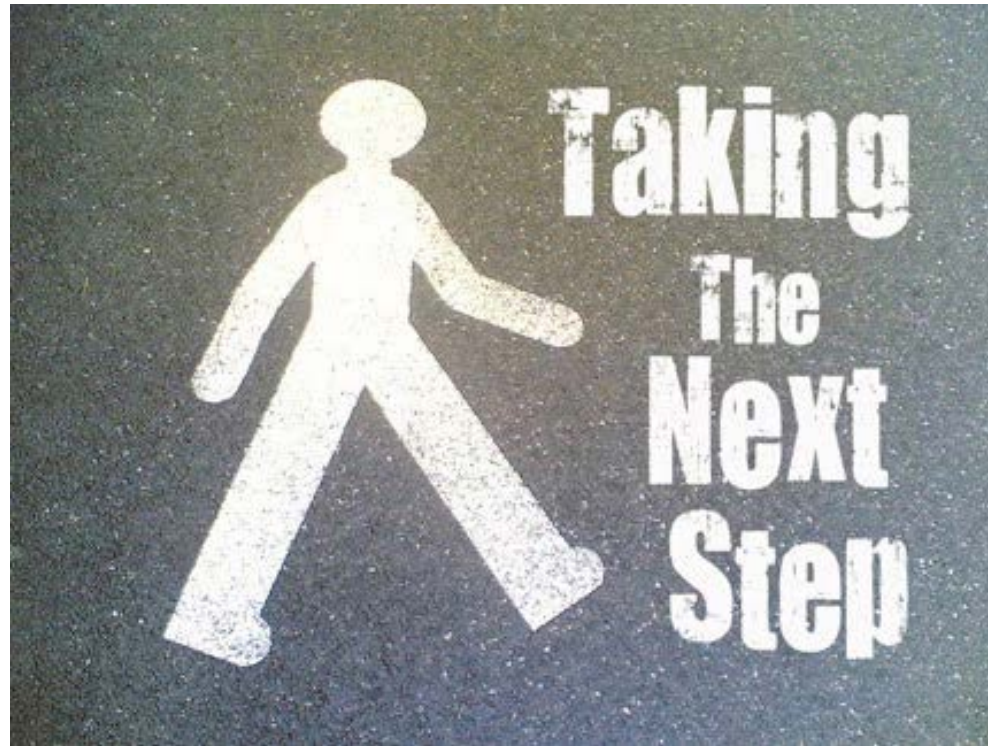


Image Source: <http://mwerickson.files.wordpress.com/2011/05/taking-the-next-step-graphic.jpg>. Accessed October 14, 2013.



Next steps

- Publish approach and results

Next steps

- ❑ Publish approach and results
- ❑ Partner with practitioners to complete assessments

Next steps

- ❑ Publish approach and results
- ❑ Partner with practitioners to complete assessments
- ❑ Host educational webinar

Next steps

- ❑ Publish approach and results
- ❑ Partner with practitioners to complete assessments
- ❑ Host educational webinar
- ❑ Develop web-based tool



Questions?

For more information please contact:

Colleen Barbero

Telephone: 314-935-3783

E-mail: cbarbero@brownschool.wustl.edu