


Finding Common Ground: Implications of Diversity in Data Collection in a Multi-Site, Initiative Evaluation



Virginia Houmes, MEd

Nancy Mueller, MPH



 Washington University in St. Louis



SAINT LOUIS
UNIVERSITY

Evaluation Team

Washington University George Warren Brown School of Social Work

- Nancy Mueller, MPH
- Doug Luke, PhD
- Virginia Houmes, MEd
- Tanya Montgomery, MPH
- Nicole Leacock, MSW
- Gina Banks, MPH
- Project Advisors:
 - Ross Brownson, PhD
 - Debra Haire-Joshu, PhD

Saint Louis University School of Public Health

- Cheryl Kelly, PhD
- Darcy Scharff, PhD
- Jessi Erickson, MPH
- Monique Norfolk, MPH

Presentation Overview



- **Healthy & Active Communities Initiative Evaluation**
- **Evaluation Challenges**
- **Data Collection System Development**
- **Lessons Learned**



Healthy & Active Communities (H&AC) Initiative Evaluation

Healthy & Active Communities



The initiative aims to combat obesity through direct programming, built environment change, advocacy and policy change.

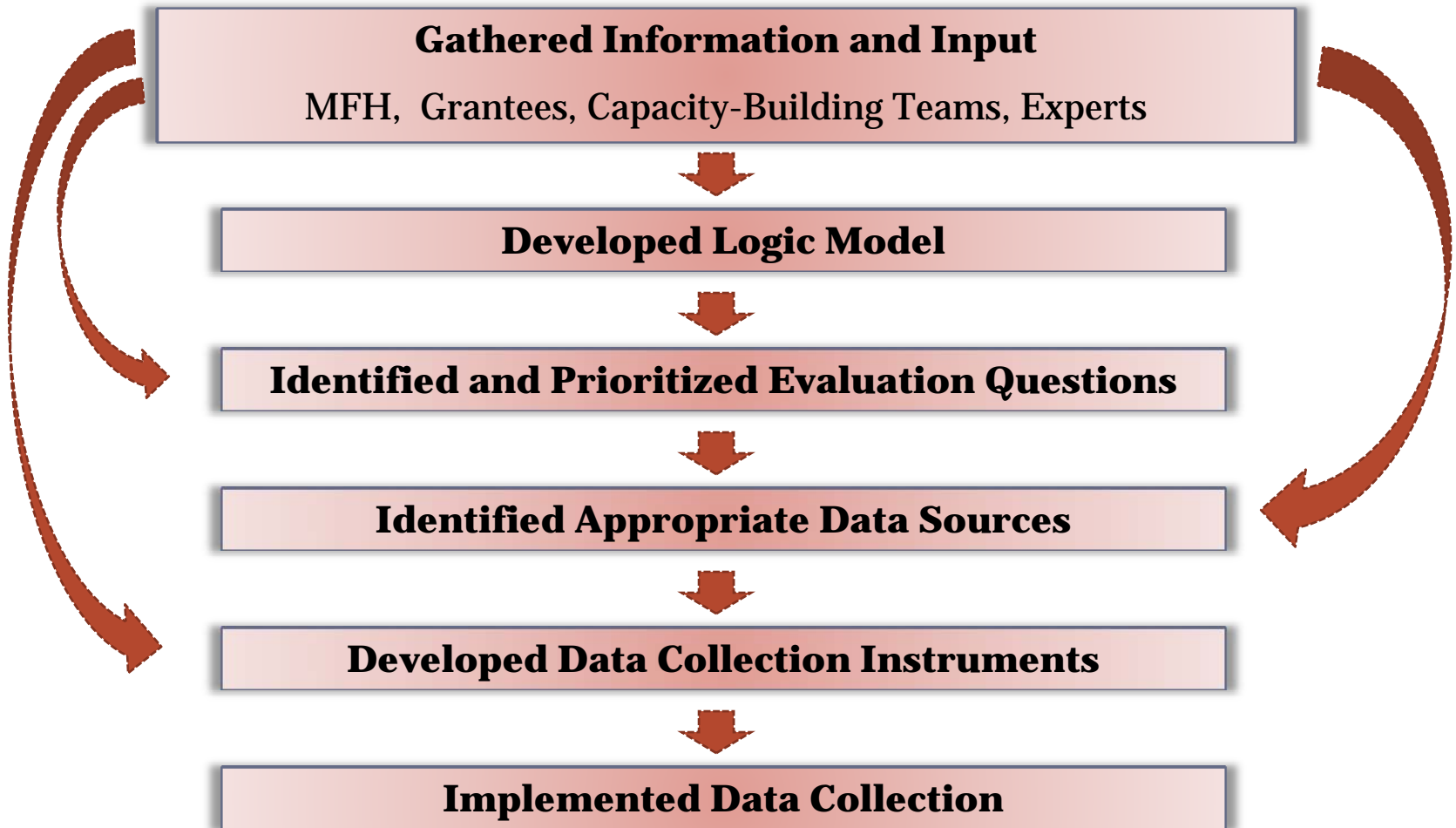
- Established in 2005 by the Missouri Foundation for Health (MFH)
- 50 organizations across Missouri
- Two levels of evaluation:
 - Internal program evaluations
 - External initiative evaluation

H&AC Initiative Evaluation Goals

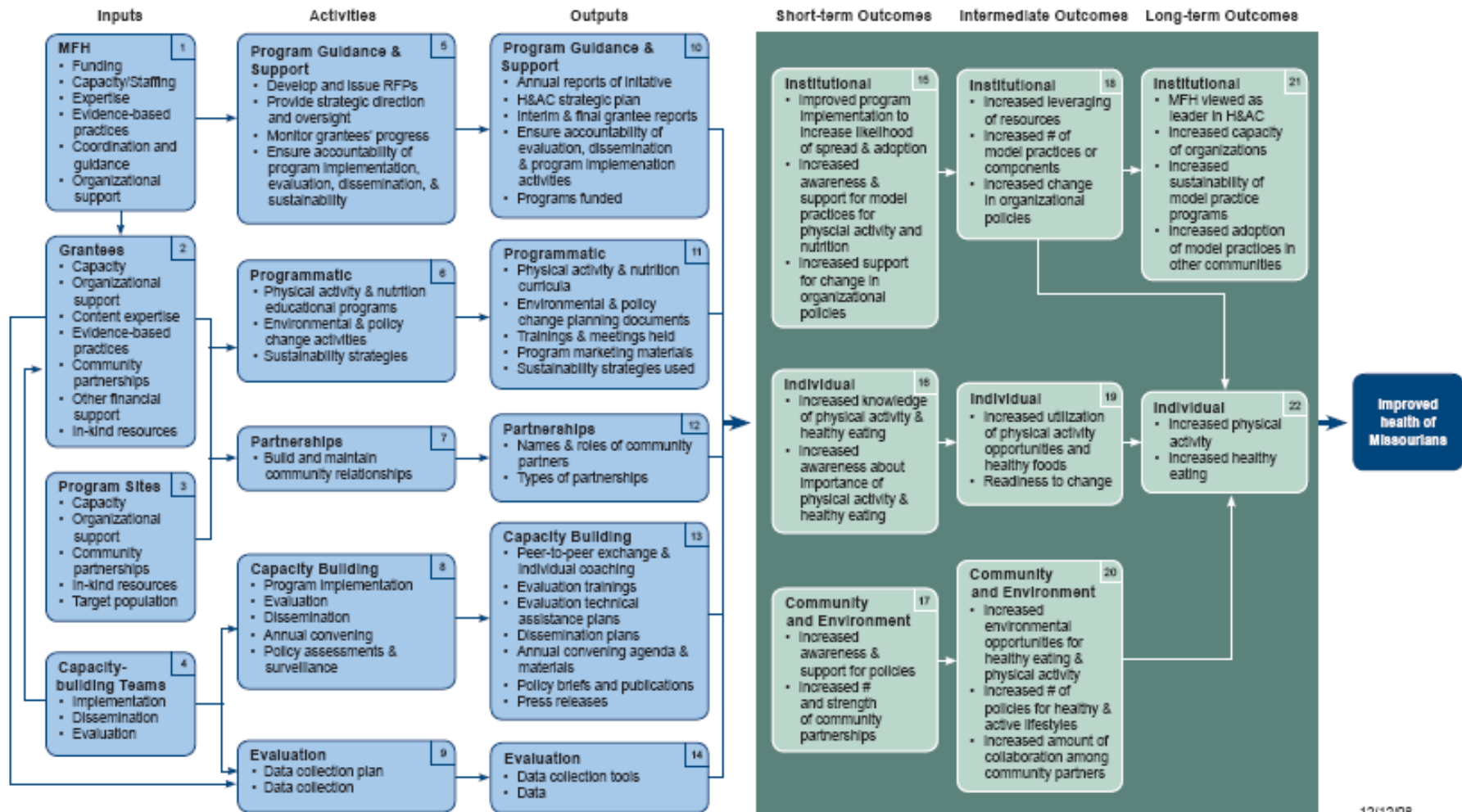


1. Conduct a rigorous evaluation of the H&AC Initiative
2. Increase grantees' evaluation capacity through intensive technical assistance and training

Evaluation Plan Development



Evaluation Logic Model



12/12/08

Core Data Set

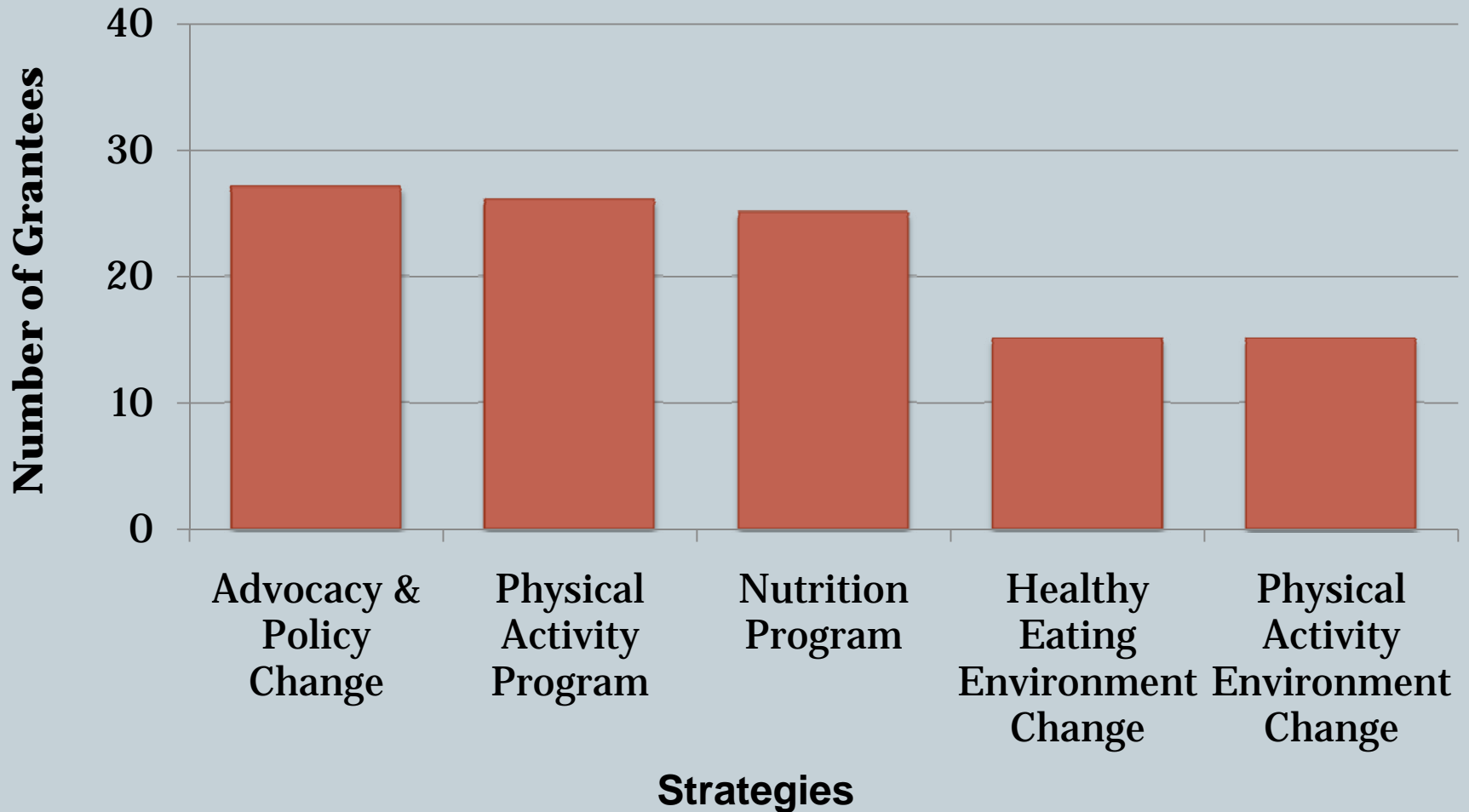


Data Source	Indicators
Web-based Data Collection System	<ul style="list-style-type: none">• Reach of the programs• Settings• Geographical areas• Populations affected• Program partners• Capacity of organizations (<i>e.g.</i>, staffing, training, budget)
Qualitative Interviews	<ul style="list-style-type: none">• Successful and challenging program components• Capacity of organizations• Technology• Program partners• Essential skills needed to implement program• Lessons learned

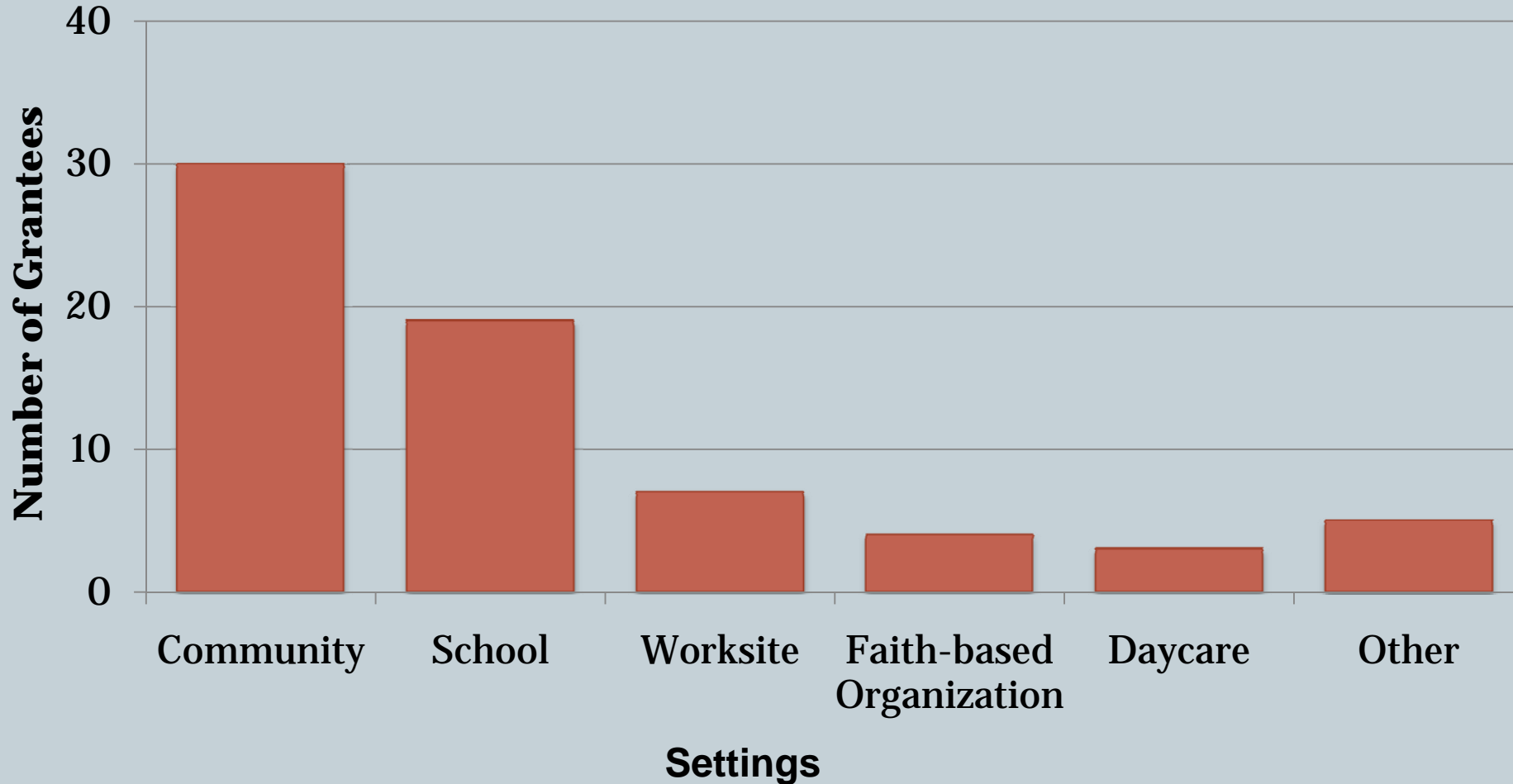


Evaluation Challenges

The Diverse Focus of Projects



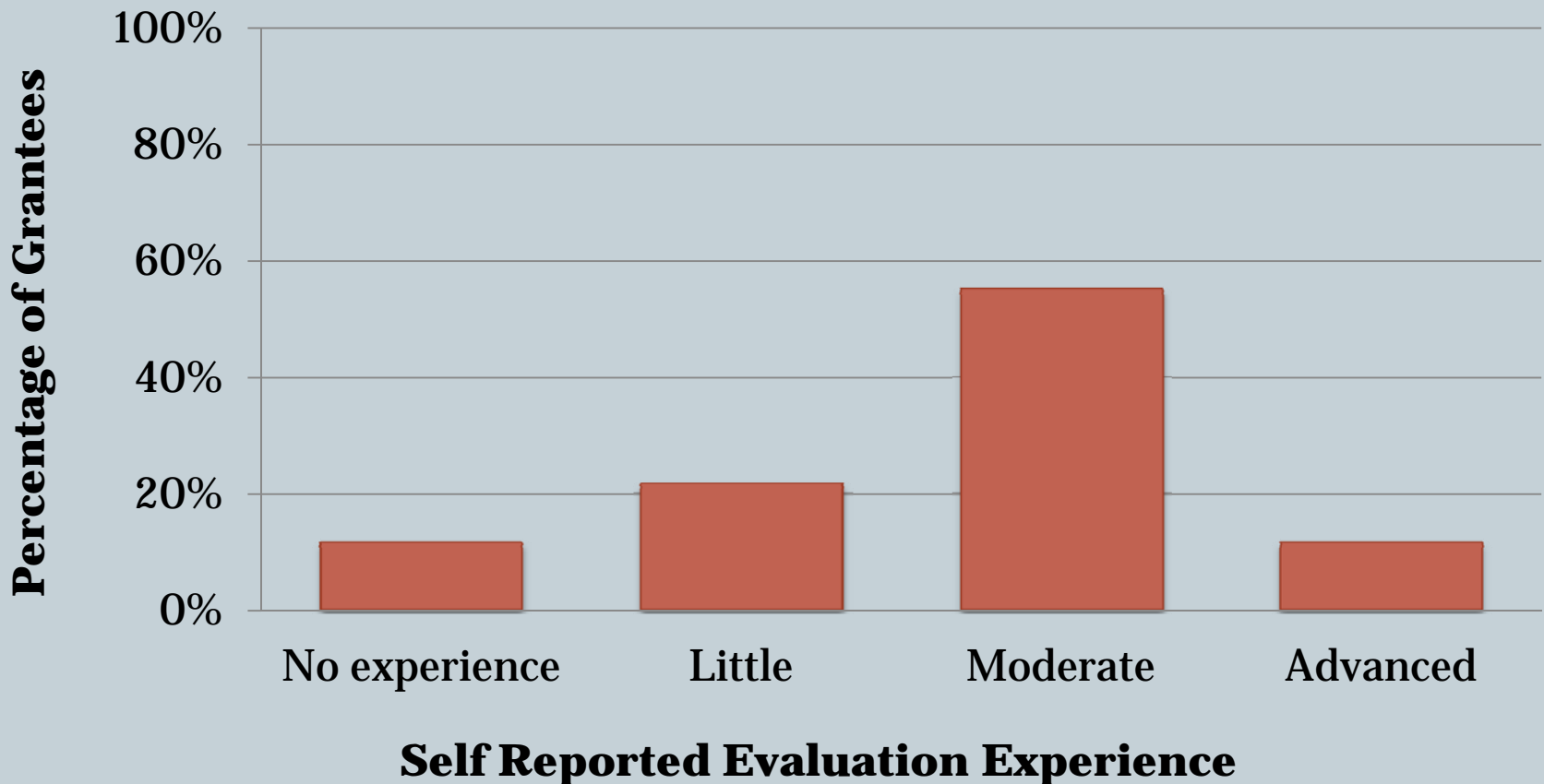
A Variety of Settings




Evaluation Capacity



Self Reported Level of Grantee Experience in Evaluation





Healthy and Active Programs and Policies Evaluation (HAPPE) System

Purpose of the System



- To serve as a centralized location for grantees to:
 - submit their program data
 - monitor their progress over time
 - generate reports to meet their program needs
- To allow the Evaluation Team to collect data across all H&AC programs.

System Content



- **Breadth of data**
 - What, When, Where, Who
 - Based on our core data set
 - Categorized grantee activities

- **Depth of data**
 - Internal program evaluations

System Development



- Worked with a developer from a previous project
- Internal testing with project staff
- Testing with a sample of grantees
- Incorporated feedback and made revisions



Healthy & Active Programs and Policies Evaluation System

Welcome, Test Grantee

Thursday, November 05, 2009 4:13:53 PM

About the HAPPE System

The Healthy and Active Program and Policy Evaluation (HAPPE) System is the data collection system for the evaluation of the MFH Healthy & Active Communities Initiative (H&AC). The System provides you with a centralized location to submit your Initiative evaluation data, monitor your program's progress over time, and generate reports to meet your specific program needs.

How to Get Started

Please refer to the HAPPE System Training Manual for detailed instructions. To contact the System Coordinator, Gina Banks, click on the [Contact](#) button below.

Entering Data

To enter data for a monthly or quarterly data entry period, select Data Entry from the Main Menu on the left.

Reporting

The reporting feature of the HAPPE System is still under development but will be available soon.

Home

Data Entry

Reporting

User Profile

Grantee Profile

Log Out

Healthy & Active Programs and Policies Evaluation System

Monthly Data Set

Sample Grantee, November 2009



Add or Update Activity

Activity Detail

Setting

Populations

Add New Activity

To add an activity to the database, please click the button below.

Add New Activity

Update Existing Activity

Choose an existing activity from the list below to update.

Click on column headings to sort.

<u>Activity Name</u>	<u>Last Updated</u>	<u>Category</u>
Springfield Partnership Development	11/4/2009	Partnership Development Activities
Soccer Program	11/4/2009	Nutrition & Physical Activity Program Activities
Healthy Lifestyles Toolkit	11/4/2009	Marketing & Dissemination
Physical Activity for Preschoolers	11/4/2009	Nutrition & Physical Activity Program Activities
Nutritious Foods 101	11/2/2009	Nutrition & Physical Activity Education Only Activities
Physical Activity Education in High Schools	11/2/2009	Nutrition & Physical Activity Education Only Activities
Healthy eating for kids	11/2/2009	Healthy Eating Environment Changes
Hilltop Community Garden	11/2/2009	Healthy Eating Environment Changes
No More Cars	11/2/2009	Physical Activity Environment Changes
St. Louis Complete Streets Policy	11/2/2009	Advocacy and Policy Change Activities

1 2

Previous

Next

Save

Exit

Healthy & Active Programs and Policies Evaluation System

Quarterly Data Set

Sample Grantee, Quarter 4 2009



Staff

Training

Funding

In-Kind Resources

Feedback

1. Estimate the total number of paid Full Time Equivalents (FTE) who worked on the MFH-funded H&AC project this quarter:

*

Example: At your organization, full time employment is 40 hours per week. You have two employees, Employee A and Employee B.

- If Employee A worked 40 hours per week, then
40 hours divided by 40 possible hours = 1.0 FTE
- If Employee B worked 15 hours per week, then
15 hours divided by 40 possible hours = .38 FTE
- Enter a total of **1.38 FTE** (1.0 FTE + .38 FTE) in the space provided above

2. During this quarter, how many staff left your H&AC project?

*

3. During this quarter, how many staff started working on your H&AC project?

*

4. Estimate the total number of volunteers who worked on the H&AC project this quarter:

*

5. Estimate the amount of hours volunteers spent implementing grant activities this quarter:

*

* Indicated required fields

Previous

Next

Save

Exit

In Person Training



- System manual
- Set up of activities
- Ample time devoted to navigation of system
- Additional assistance
- Dedicated System Coordinator



Lessons Learned

Lessons Learned



- Allow plenty of time for planning and development
- Be flexible with development process
- Important to make system beneficial to users
- Be aware of users' capacity

Lessons Learned



- System has to be user friendly
- Testing is very important
- Include money in budget for future upgrades
- Include at least one FTE dedicated to the system and users

Contact Information



Virginia Houmes
Evaluation Coordinator
Washington University in St Louis
(314) 935-3741
vhoumes@gwbmail.wustl.edu